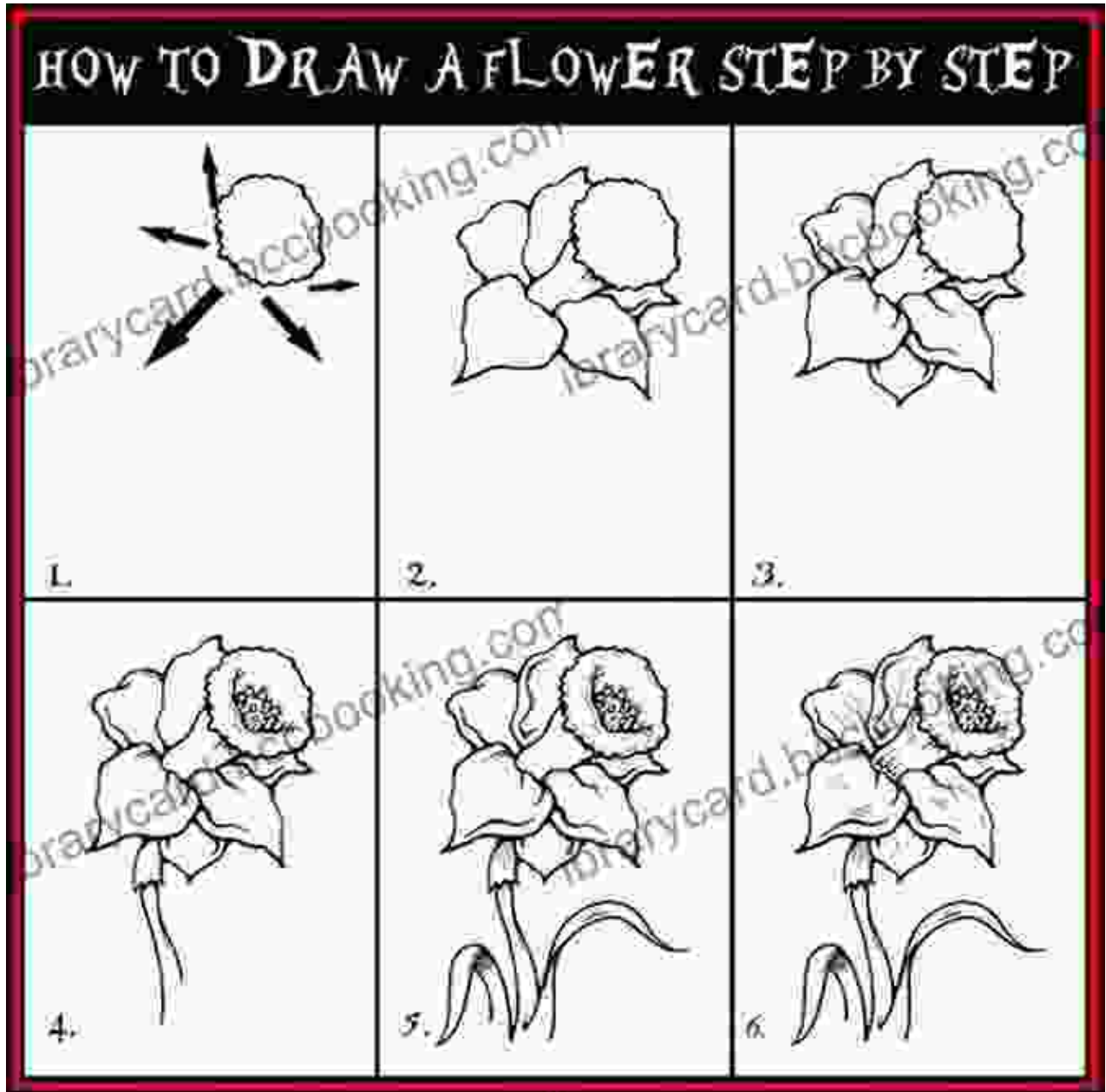


Unlock Your Artistic Potential: The Ultimate Guide to Drawing



Drawing is Easy: A step-by-step guide by Daniel Ankele

★★★★★ 4.4 out of 5

Language : English

File size : 15751 KB

Text-to-Speech : Enabled



Enhanced typesetting : Enabled
Print length : 128 pages
Lending : Enabled
Screen Reader : Supported



Drawing is a beautiful and rewarding art form that allows you to express yourself, capture your imagination, and create stunning works of art. With the right guidance and practice, anyone can master the techniques of drawing and create their own masterpieces. Our comprehensive guide, "Drawing Is Easy: A Step-by-Step Guide," is the perfect tool to embark on your artistic journey.

Step 1: The Basics of Drawing

1. Understanding the tools: Choose the right pencils, charcoal, or pens that suit your style and purpose.



2. Developing your hand-eye coordination: Practice drawing freehand lines, circles, and squares to improve your accuracy and control.



3. Using perspective: Understand the concepts of perspective to give depth and realism to your drawings.

Step by Step Affiliate Marketing Checklist

The graphic is a four-column checklist titled "Step by Step Affiliate Marketing Checklist". Each column represents a step in the process, with an illustration at the top and a list of tasks below. The steps are: Step 1: Create an online presence and gather your niche; Step 2: Research how you stand out from your competitors; Step 3: Choose which platform and affiliate networks give the most returns; Step 4: Decide on what to promote and optimize your site's content. The graphic includes the Saturn Marketing logo and contact information at the bottom.

STEP 1	STEP 2	STEP 3	STEP 4
Create an online presence and gather your niche <ul style="list-style-type: none"><input type="checkbox"/> Find a niche of interest and create your content around it. Focus on quality content.<input type="checkbox"/> Develop a plan to grow your website traffic and build your email list.	Research how you stand out from your competitors <ul style="list-style-type: none"><input type="checkbox"/> Compare and figure out what your competitors are doing differently (or better).<input type="checkbox"/> Find all these marketing strategies and use them to your advantage.	Choose which platform and affiliate networks give the most returns <ul style="list-style-type: none"><input type="checkbox"/> Find the best platform and affiliate networks for your niche.<input type="checkbox"/> Start promoting your products or services on the chosen platform.	Decide on what to promote and optimize your site's content <ul style="list-style-type: none"><input type="checkbox"/> The products you choose to promote must align with your brand and value.<input type="checkbox"/> Optimize your website for SEO and user experience.

SATURN MARKETING
143 Central Expressway, Redwood (CA) 94061 | 925-575-5542 | www.saturn-marketing.com

Step 2: Sketching and Outlining

4. Capturing the essence: Learn techniques to sketch the basic shapes and forms of your subject.



5. Refining your sketch: Refine your sketch by adding details, shading, and highlighting.



6. Creating a polished outline: Use pens or fine markers to create a clean and defined outline of your sketch.



Step 3: Shading and Coloring

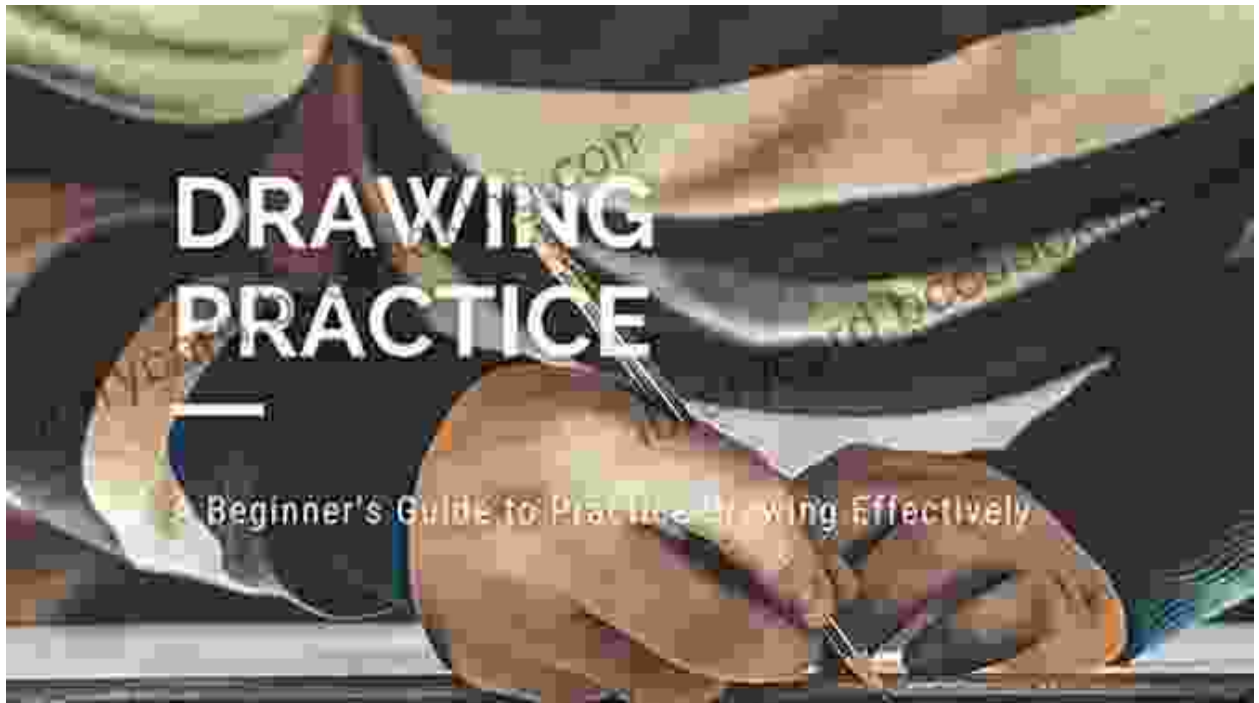
7. Adding depth with shading: Learn various shading techniques to create depth, texture, and form in your drawings.



8. Choosing the right colors: Understand color theory and select colors that complement each other and enhance your artwork.

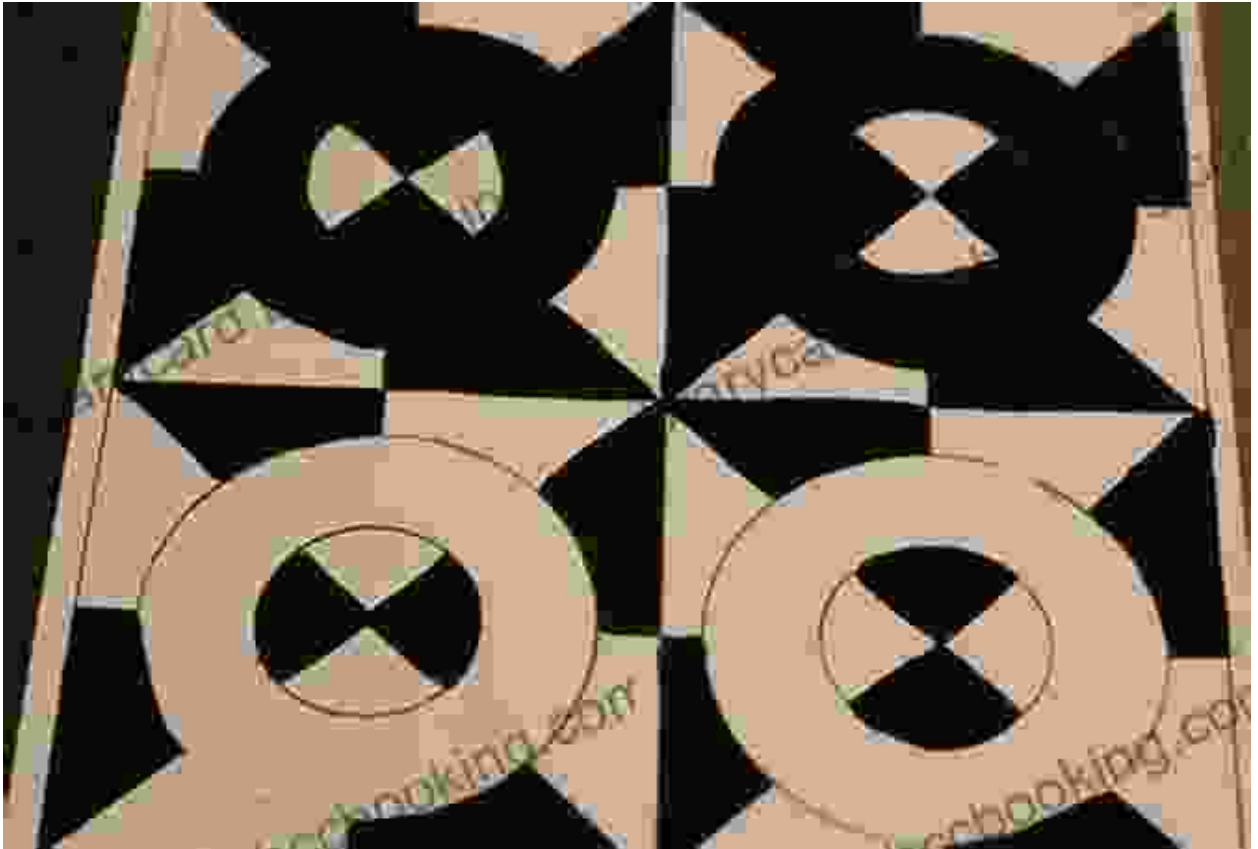


9. Applying color effectively: Learn to blend and mix colors, apply washes, and create realistic textures.




Step 4: Advanced Drawing Techniques

10. Composition and balance: Learn how to arrange elements in your drawing to create a visually appealing and balanced composition.



11. Drawing from life: Take your drawing skills to the next level by practicing drawing from real life subjects.




12. Experimenting with different styles: Explore various drawing styles, from realism to abstract, to find your own artistic voice.



Whether you're just starting your artistic journey or looking to enhance your drawing skills, "Drawing Is Easy: A Step-by-Step Guide" is the perfect companion for you. With its comprehensive lessons, clear illustrations, and practical exercises, this guide will guide you through every step of the drawing process and help you unlock your artistic potential. So grab your pencils, let your creativity flow, and embark on an exciting journey into the world of drawing.

Free Download Your Copy Today and Unleash Your Inner Artist!



Drawing is Easy: A step-by-step guide by Daniel Ankele

★★★★☆ 4.4 out of 5

Language : English

File size : 15751 KB


Text-to-Speech : Enabled

Enhanced typesetting : Enabled

Print length : 128 pages


Lending : Enabled

Screen Reader : Supported



Veteran Investment Advisor Reflects On Money

Unlocking Financial Wisdom Through Experience and Expertise Money. It's a ubiquitous yet often enigmatic force that shapes our lives in profound ways....



Unlock the Secrets of Value Investing with "University of Berkshire Hathaway"

In the realm of investing, there stands an institution that has consistently outperformed the market and inspired generations of investors: Berkshire Hathaway. Led by the...

