


The Essential Guide to Passing Your California DMV Motorcycle License Tests: Your Ultimate Guide to Success

Are you ready to embark on an exciting journey and become a licensed motorcyclist in the Golden State? With over 800,000 motorcycle registrations, California is home to one of the largest motorcycle communities in the nation. Whether you're a seasoned rider or just starting out, passing your DMV motorcycle license tests is crucial to riding legally and safely on California's roads.



The Essential Guide to Passing Your California DMV Motorcycle License Tests by Daniel Harman

★★★★☆ 4.5 out of 5

Language	: English
File size	: 9588 KB
Text-to-Speech	: Enabled
Screen Reader	: Supported
Enhanced typesetting	: Enabled
Word Wise	: Enabled
Print length	: 54 pages
Lending	: Enabled



This comprehensive guide is your ultimate resource for success. We'll cover everything you need to know to ace the written test, master the skills test, and ride confidently on California roads. With our expert tips, detailed explanations, and practice questions, you'll have the knowledge and skills to pass your tests with flying colors.

Chapter 1: The Written Test

The written test is the first step towards obtaining your motorcycle license. It consists of 36 multiple-choice questions that cover various aspects of motorcycle safety and operation, including:

- Motorcycle controls and operation
- Rules of the road
- Motorcycle safety
- Accident avoidance

To prepare for the written test, we recommend using our exclusive study guide. It contains detailed explanations of all test topics, along with practice questions to reinforce your understanding.

Chapter 2: The Skills Test

Once you've passed the written test, you'll need to demonstrate your riding skills by passing the skills test. This test consists of 10 maneuvers that assess your ability to control your motorcycle in various situations, including:

- Straight-line riding
- Turning
- Braking
- Emergency maneuvers

To prepare for the skills test, we recommend practicing regularly on a motorcycle. You can also find helpful tips and videos on our website.

Chapter 3: Riding Safely on California Roads

Once you've obtained your motorcycle license, it's important to ride safely and responsibly on California's roads. Here are some tips to help you stay safe:


- Wear a helmet every time you ride.
- Obey the speed limit and other traffic laws.
- Be aware of your surroundings and other vehicles.
- Avoid riding under the influence of alcohol or drugs.
- Take a motorcycle safety course.

Passing your California DMV motorcycle license tests is an important step towards enjoying the freedom and excitement of riding a motorcycle in the Golden State. We hope that this guide has provided you with the knowledge and skills you need to succeed. Remember to practice regularly, stay safe on the roads, and enjoy the ride!

Free Download your copy of *The Essential Guide to Passing Your California DMV Motorcycle License Tests* today and start your journey to becoming a licensed motorcyclist!

Free Download Now

**The Essential Guide to Passing Your California DMV
Motorcycle License Tests** by Daniel Harman




★★★★☆ 4.5 out of 5
Language : English
File size : 9588 KB
Text-to-Speech : Enabled
Screen Reader : Supported
Enhanced typesetting : Enabled
Word Wise : Enabled
Print length : 54 pages
Lending : Enabled



Veteran Investment Advisor Reflects On Money

Unlocking Financial Wisdom Through Experience and Expertise Money. It's a ubiquitous yet often enigmatic force that shapes our lives in profound ways....



Unlock the Secrets of Value Investing with "University of Berkshire Hathaway"

In the realm of investing, there stands an institution that has consistently outperformed the market and inspired generations of investors: Berkshire Hathaway. Led by the...