

An Easy Step-by-Step Method for English as Second Language Students

Are you eager to unlock the world of English and communicate confidently? Whether you're a beginner or looking to brush up on your skills, this comprehensive guide is tailored for you. Embark on an English-learning journey that will transform your communication abilities.

Step 1: Immerse Yourself in the Language

Immersion is the key to fluency. Surround yourself with English by listening to music, watching movies, reading books, and engaging in conversations. The more you expose yourself to the language, the faster you'll absorb it.



Teaching English Language Learners How to Write a Research Paper: An Easy Step-by-Step Method for English as a Second Language Students by Collegiate Learning

★★★★☆ 4.2 out of 5

Language : English
File size : 5101 KB
Text-to-Speech : Enabled
Enhanced typesetting : Enabled
X-Ray for textbooks : Enabled
Print length : 241 pages
Screen Reader : Supported





Step 2: Build a Strong Foundation

Master the building blocks of English grammar. This includes understanding parts of speech, sentence structure, and verb tenses. A solid foundation will provide the framework for your language growth.

9 PARTS OF SPEECH

NOUN
Refers to the words or phrases that represent a person, a place, a thing or activity, or a quality or idea.
E.g. dog, cat, elephant, school, work, town, Manila, teacher, etc.

PRONOUN
Refers to the words that are used instead of a noun or noun phrase in a sentence.
E.g. he, I, its, me, my, she, that, this, those, etc.

VERB
Refer to the words or group words that describe an action, experience or express a state of being.
E.g. run, sit, stand, go, have, got, promise, invite, etc.

ADJECTIVE
Refers to the words that describe a noun or pronoun.
E.g. angry, brave, careful, healthy, little, old, generous, tall, some, good, big, etc.

ADVERB
Refers to the words that describe a verb, an adjective, another adverb, or a whole sentence.
E.g. badly, fully, carefully, hardly, nearly, hungrily, never, etc.

ARTICLE
Refer to the words that are used before a noun to modify the noun.
E.g. the, a, an.

PREPOSITION
Refers to the words that are used before a noun, pronoun, or gerund to show place, time, direction...
E.g. above, except, from, in, near, at, before, since, etc.

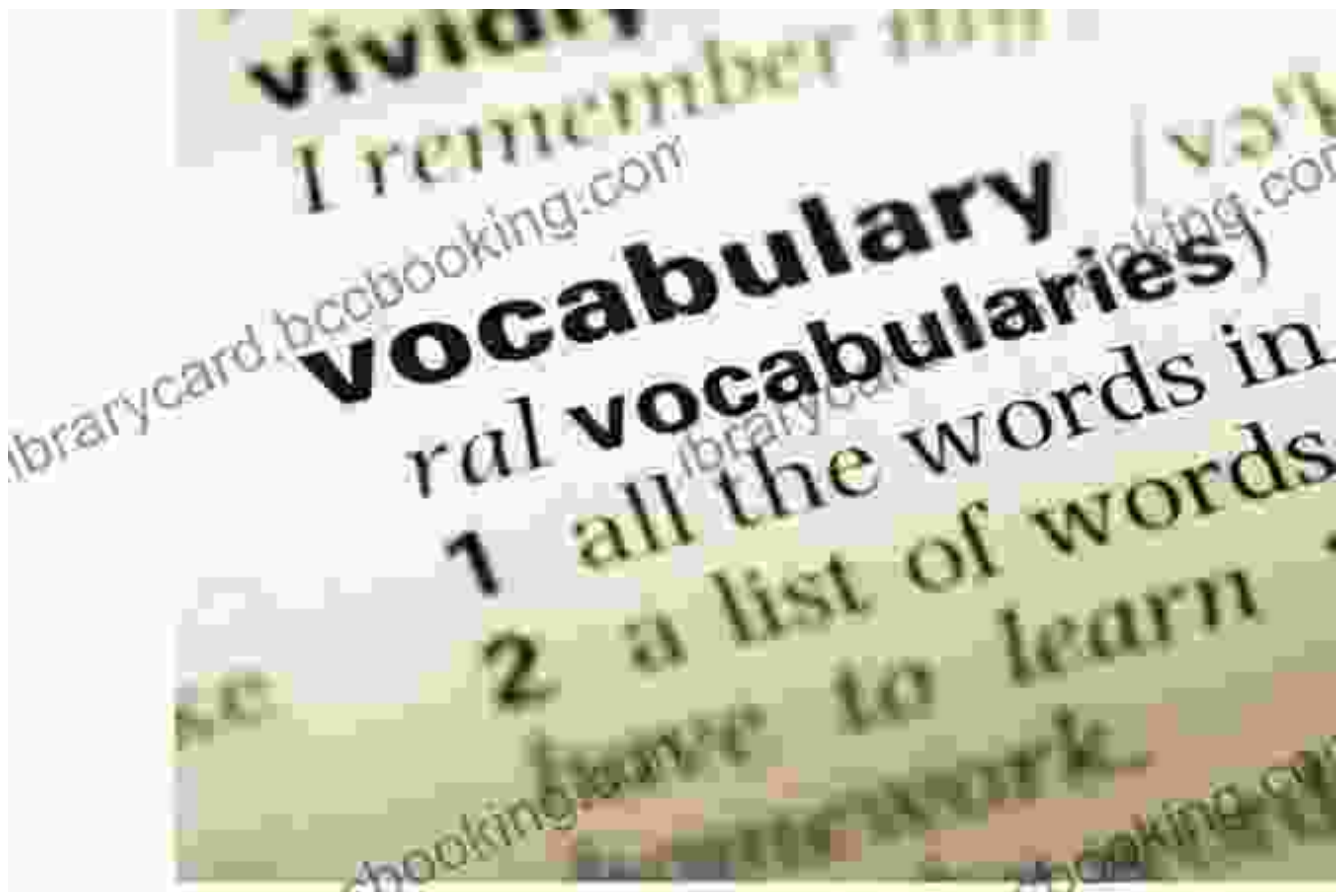
CONJUNCTION
Refers to the words that connect words, phrases or clauses in a sentence.
E.g. and, or, so, after, since, before, either, neither, etc.

INTERJECTION
Refers to the words or phrases that are used to express a strong feeling or emotion.
E.g. ahem!, ah!, oomph!, and, great!, hey!, hi!, hooray!, etc.

TESL.COM

Step 3: Expand Your Vocabulary

Enrich your English by learning new words every day. Use flashcards, apps, or word lists to expand your vocabulary. Remember, an extensive vocabulary is essential for effective communication.



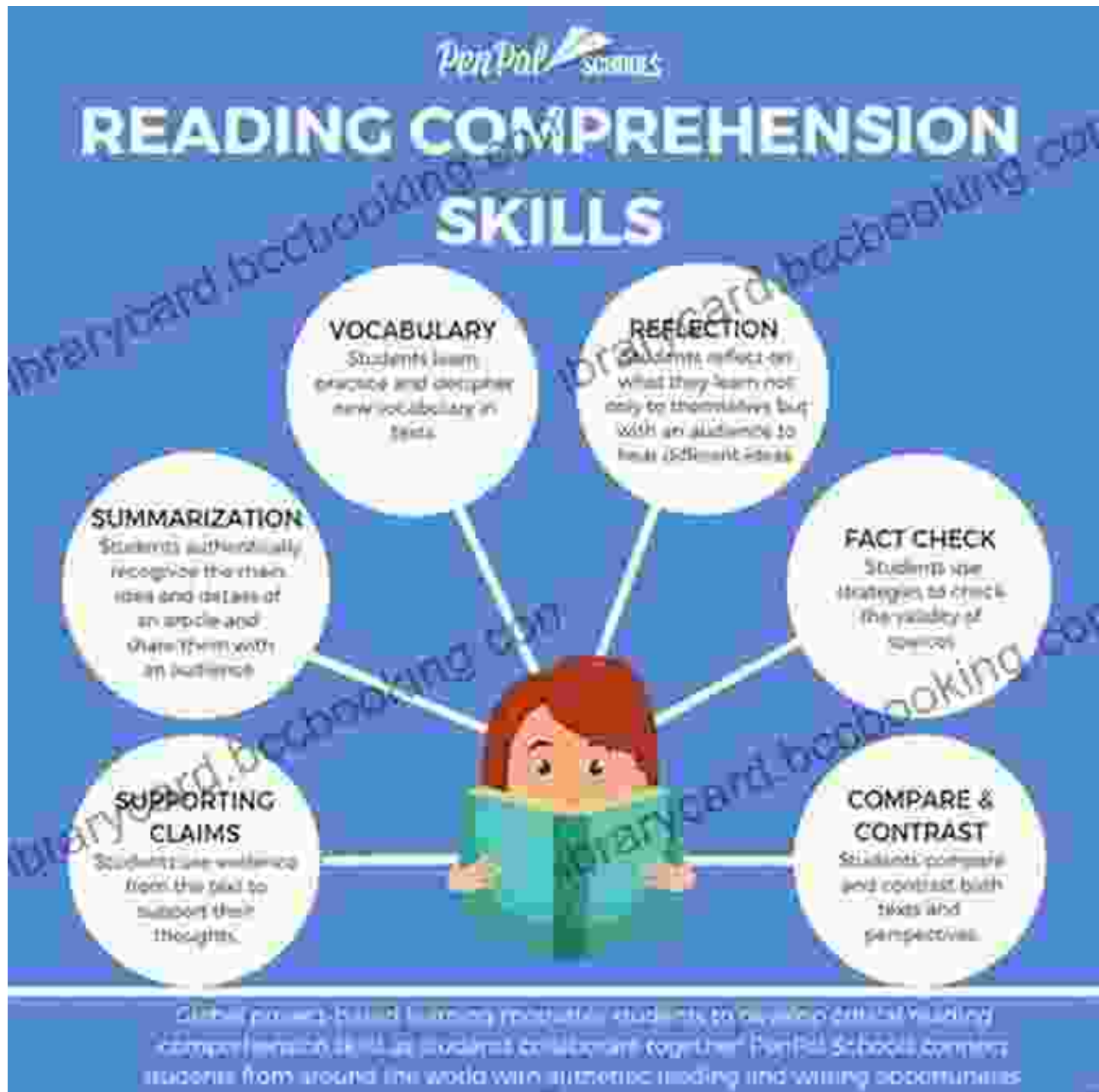
Step 4: Practice Speaking and Listening

Engage in regular speaking and listening activities. Conversation practice is invaluable for developing fluency and pronunciation. Join language exchange groups or practice with a tutor to enhance your conversational skills.



Step 5: Read Extensively

Reading is a powerful tool for improving comprehension, vocabulary, and writing skills. Choose texts that interest you and challenge your reading ability. Don't be afraid to use a dictionary or ask for help with unfamiliar words.



Step 6: Write Regularly

Writing practice is crucial for developing your writing abilities. Keep a journal, participate in writing workshops, or write to a pen pal. Regular writing will refine your grammar, vocabulary, and sentence structure.

GRAMMAR RULES

Rule #1

A complete sentence must include a noun and a verb.

The bird flew.

Rule #2

A complete sentence must include a subject and a predicate.

The angry bird flew quickly across the sky.

Rule #3

The only exception to the above rules is the imperative sentence.

Go away!

Rule #4

Adjectives can go directly before the noun they describe, or after it, if separated by a verb.

- The angry bird flew.
- The bird is angry.



Step 7: Seek Feedback and Support

Regular feedback from teachers, tutors, or native speakers is essential for progress. They can provide personalized guidance, correct errors, and offer encouragement. Don't hesitate to ask for help and embrace constructive criticism.



Learning English as a second language is a journey that requires dedication, persistence, and the right approach. By following these easy step-by-step methods, you can unlock your English-speaking potential and communicate with confidence. Embrace the learning process, immerse yourself in the language, and enjoy the rewarding journey of language acquisition.

Remember, fluency is not a destination but a continuous pursuit. With consistent effort and the right strategies, you can achieve your English-learning goals and conquer the world of communication.



Teaching English Language Learners How to Write a Research Paper: An Easy Step-by-Step Method for English as a Second Language Students by Collegiate Learning

★★★★☆ 4.2 out of 5


Language : English

File size : 5101 KB
Text-to-Speech : Enabled
Enhanced typesetting : Enabled
X-Ray for textbooks : Enabled
Print length : 241 pages
Screen Reader : Supported



Veteran Investment Advisor Reflects On Money

Unlocking Financial Wisdom Through Experience and Expertise Money. It's a ubiquitous yet often enigmatic force that shapes our lives in profound ways....



Unlock the Secrets of Value Investing with "University of Berkshire Hathaway"

In the realm of investing, there stands an institution that has consistently outperformed the market and inspired generations of investors: Berkshire Hathaway. Led by the...